


# Zotero: Reference management software

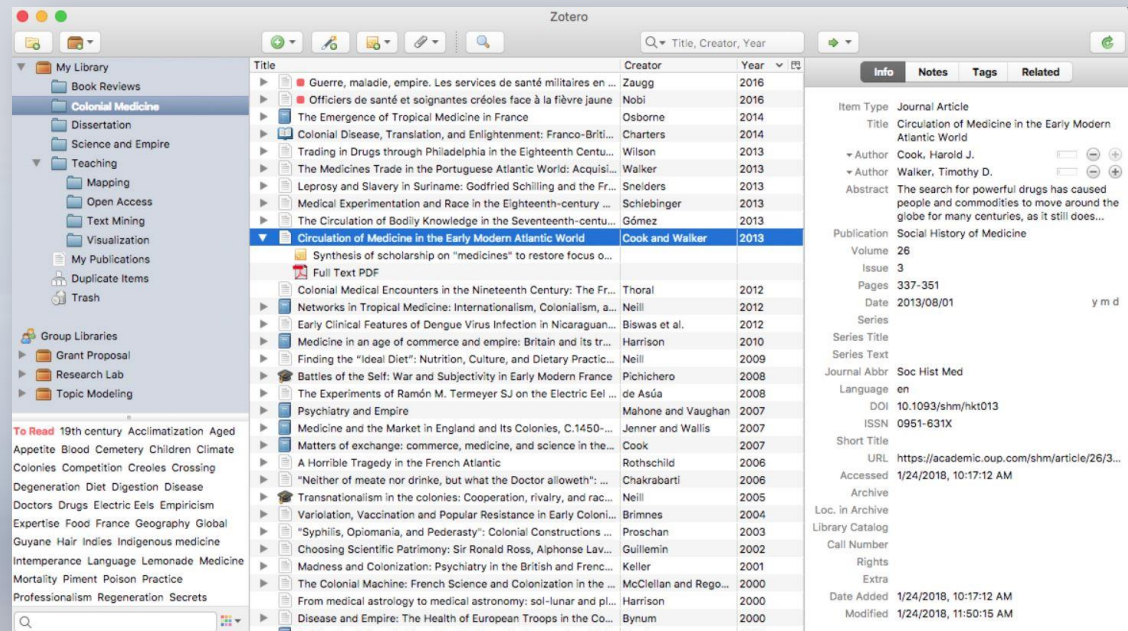



สำนักทรัพยากรการเรียนรู้คุณหญิงหลง อรรถกระวีสุนทร

ปรับปรุงล่าสุด พฤษภาคม 2561

# What Zotero ?

- Zotero is Bibliographic management program used to manage references or bibliography.
- Can import data from database and used with Microsoft word and Open Office.
- Zotero is Open source No charge and free
- Used with Mozilla Firefox, Google Chrome , Safari

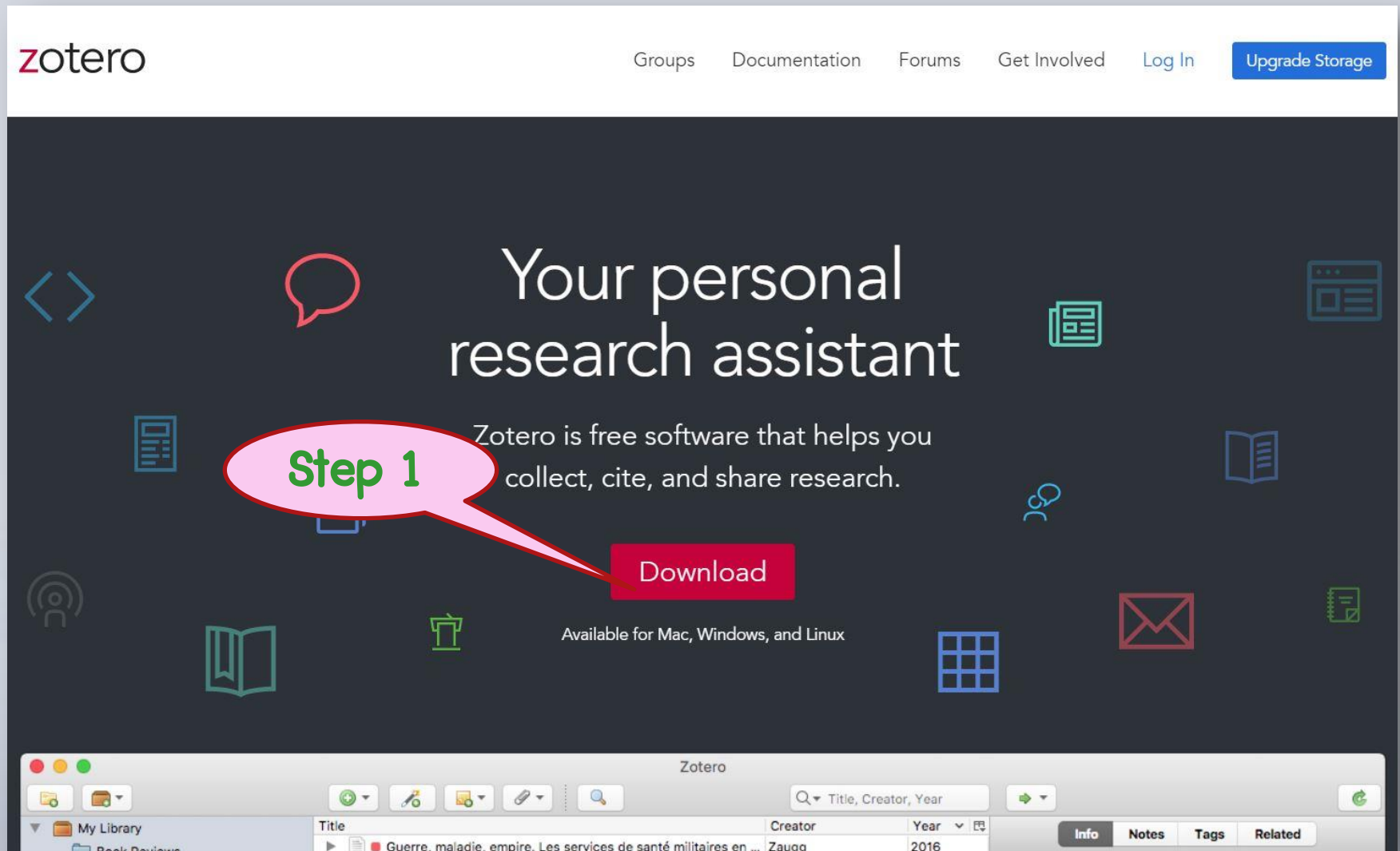


- **installation Zotero.**
- You must have Browser in your computer.
  - **Mozilla Firefox or Google Chrome or Safari**



# Software installation: Zotero

- Download from <http://www.zotero.org>




# Installation: Zotero 5.0 for Windows

[Home](#) [Groups](#) [People](#) [Documentation](#) [Forums](#) [Get Involved](#)  [Search](#)

[Home](#) > Downloads

Using Zotero with Firefox? We've made some **important changes** to the way Zotero works.



## Zotero 5.0 for Windows


Your personal research assistant

**Step 2**

[Download](#)

Other platforms  
[macOS](#) · [Linux 32-bit](#) · [Linux 64-bit](#)

[Looking for Zotero 4.0?](#)



## Zotero Connector

Save to Zotero from your browser

[Install Firefox Connector](#)

Zotero Connectors automatically sense content as you browse the web and allow you to save it to Zotero with a single click.

[Zotero Connectors for other browsers](#)



# Installation: Zotero 5.0 for Windows


Home Groups People Documentation Forums Get Involved Search

Home > Downloads

Using Zotero with Firefox? We've made some **important changes** to the way Zotero

Opening Zotero-5.0.33\_setup.exe

You have chosen to open:

 **Zotero-5.0.33\_setup.exe**  
which is: Binary File (39.8 MB)  
from: <https://download.zotero.org>

Would you like to save this file?

Save File Cancel

**Step 3**

## Zotero 5.0 for Windows

Your personal research assistant

[Download](#)

Other platforms  
[macOS](#) · [Linux 32-bit](#) · [Linux 64-bit](#)

[Looking for Zotero 4.0?](#)

## Zotero Connector

Save to Zotero from your browser


[Install Firefox Connector](#)

Zotero Connectors automatically sense content as you browse the web and allow you to save it to Zotero with a single click.

[Zotero Connectors for other browsers](#)

# Installation: Zotero 5.0 for Windows

Step 4



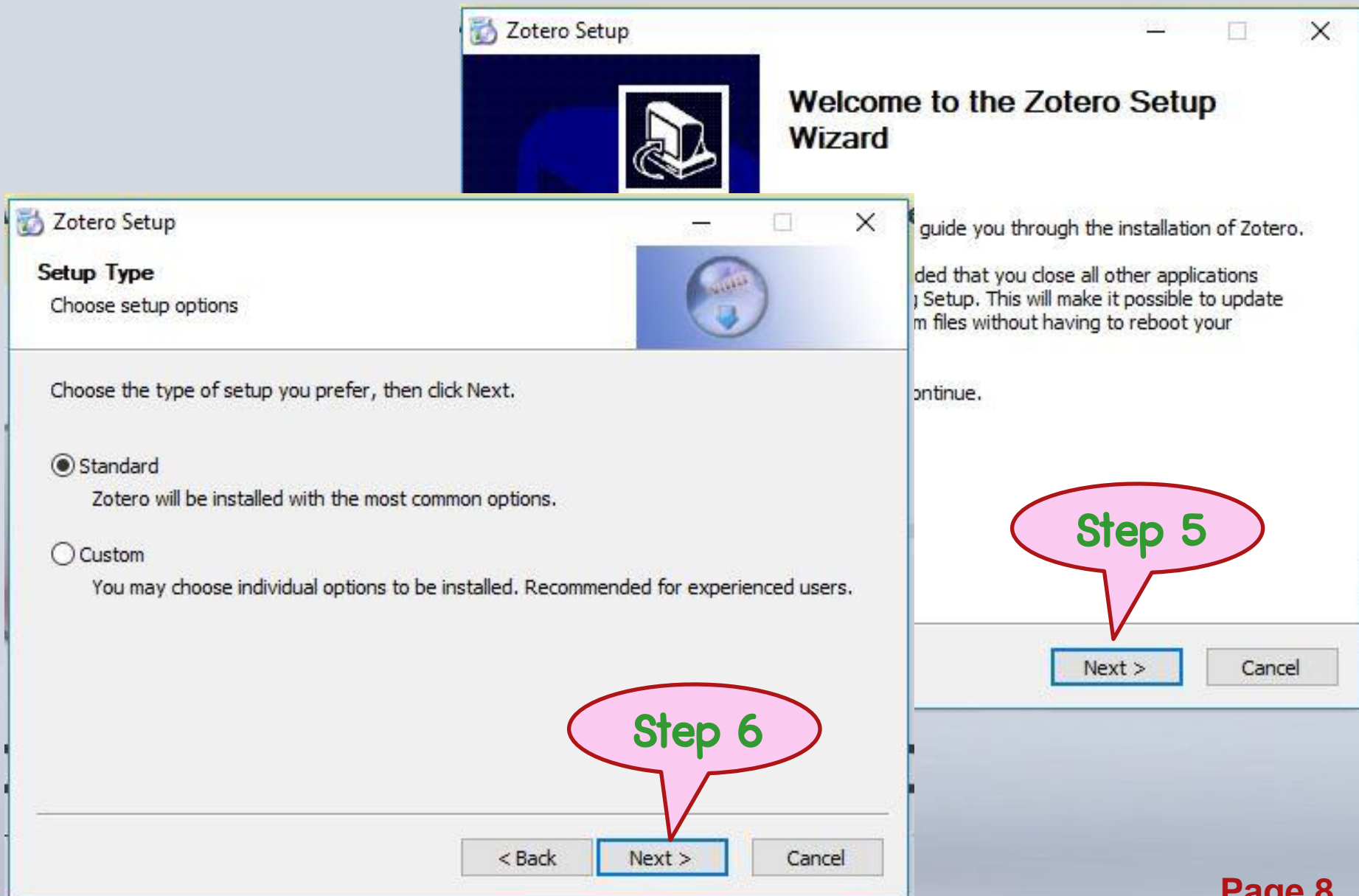
The screenshot shows the Zotero website's download page. The browser's address bar displays the URL <https://www.zotero.org/download/>. The page features the Zotero logo, navigation links (Home, Groups, People, Documentation, Forums, Get Involved), and a search bar. A yellow banner highlights a message about Firefox compatibility. Below this, two main download options are presented: 'Zotero 5.0 for Windows' and 'Zotero Connector'.

**Zotero 5.0 for Windows**  
Your personal research assistant

**Zotero Connector**  
Save to Zotero from your browser

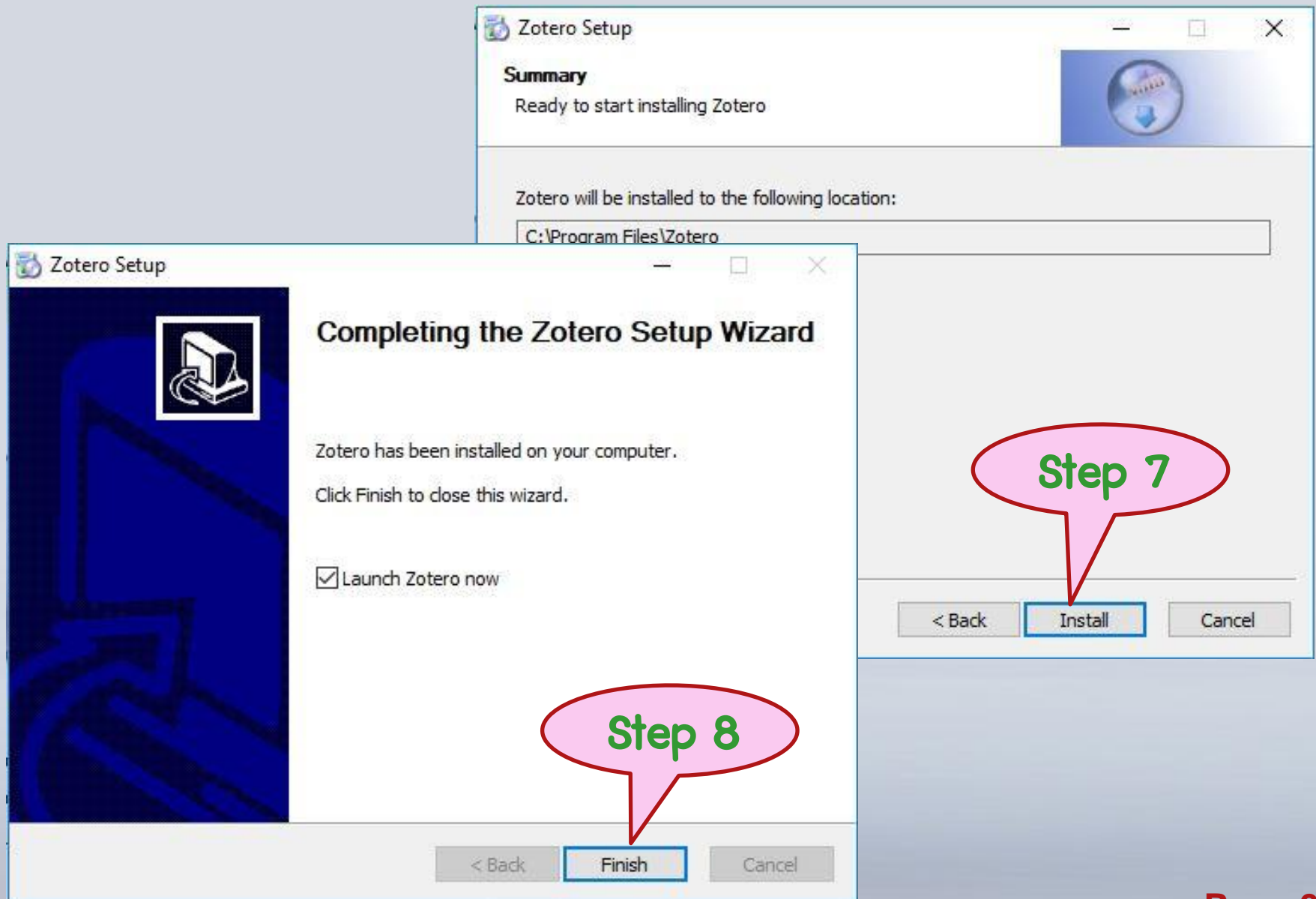


# Installation: Zotero 5.0 for Windows





# Installation: Zotero 5.0 for Windows



# Installation: Zotero Connector On firefox



The screenshot shows the Zotero website's 'Downloads' page. At the top, the Zotero logo is on the left, and 'Log In · Register' and an 'Upgrade Storage' button are on the right. A navigation bar contains links for Home, Groups, People, Documentation, Forums, and Get Involved, followed by a search bar. Below the navigation bar, a breadcrumb trail reads 'Home > Downloads'. A yellow banner message states: 'Using Zotero with Firefox? We've made some important changes to the way Zotero works.' The page features two main download sections. The left section is for 'Zotero 5.0 for Windows', described as 'Your personal research assistant', with a 'Download' button. The right section is for 'Zotero Connector', described as 'Save to Zotero from your browser', with an 'Install Firefox Connector' button. Above the Zotero Connector section, there is a graphic showing the Firefox logo plus the Zotero 'Z' logo. A pink speech bubble with the text 'Step 1' points to the 'Install Firefox Connector' button.

zotero

Log In · Register

Upgrade Storage

Home Groups People Documentation Forums Get Involved

Search

Home > Downloads

Using Zotero with Firefox? We've made some important changes to the way Zotero works.



**Zotero 5.0 for Windows**

Your personal research assistant

Download



**Zotero Connector**

Save to Zotero from your browser

Install Firefox Connector

Step 1



# Installation: Zotero Connector On firefox

**Step 2**

Firefox prevented this site from asking you to install software on your computer.

[Allow](#) [Don't Allow](#)


[Log In](#) · [Register](#)

[Upgrade Storage](#)

[Home](#) [Groups](#) [People](#) [Documentation](#) [Forums](#) [Get Involved](#)  [Search](#)


[Home](#) > Downloads

Using Zotero with Firefox? We've made some **important changes** to the way Zotero works.



## Zotero 5.0 for Windows

Your personal research assistant

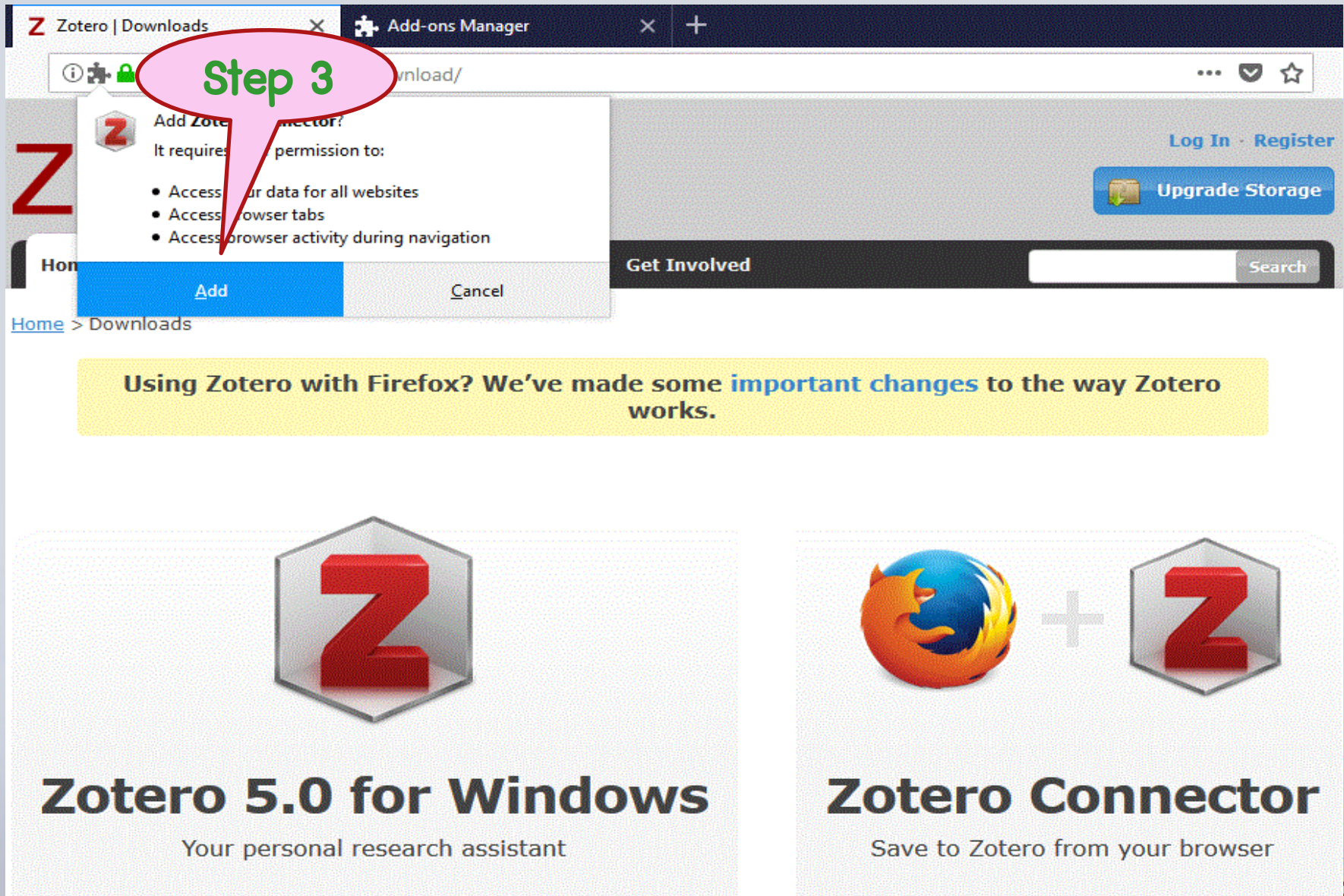


## Zotero Connector

Save to Zotero from your browser



# Installation: Zotero Connector On firefox



The screenshot shows the Firefox Add-ons Manager interface. A pink speech bubble labeled "Step 3" points to the "Add Zotero Connector?" dialog box. The dialog box lists the permissions required for the connector: "Access your data for all websites", "Access browser tabs", and "Access browser activity during navigation". Below the list are "Add" and "Cancel" buttons. The background shows the Zotero website with a yellow banner that reads: "Using Zotero with Firefox? We've made some important changes to the way Zotero works." Below the banner are two promotional cards: "Zotero 5.0 for Windows" with the text "Your personal research assistant" and "Zotero Connector" with the text "Save to Zotero from your browser".

**Step 3**

Add Zotero Connector?

It requires permission to:

- Access your data for all websites
- Access browser tabs
- Access browser activity during navigation

[Add](#) [Cancel](#)

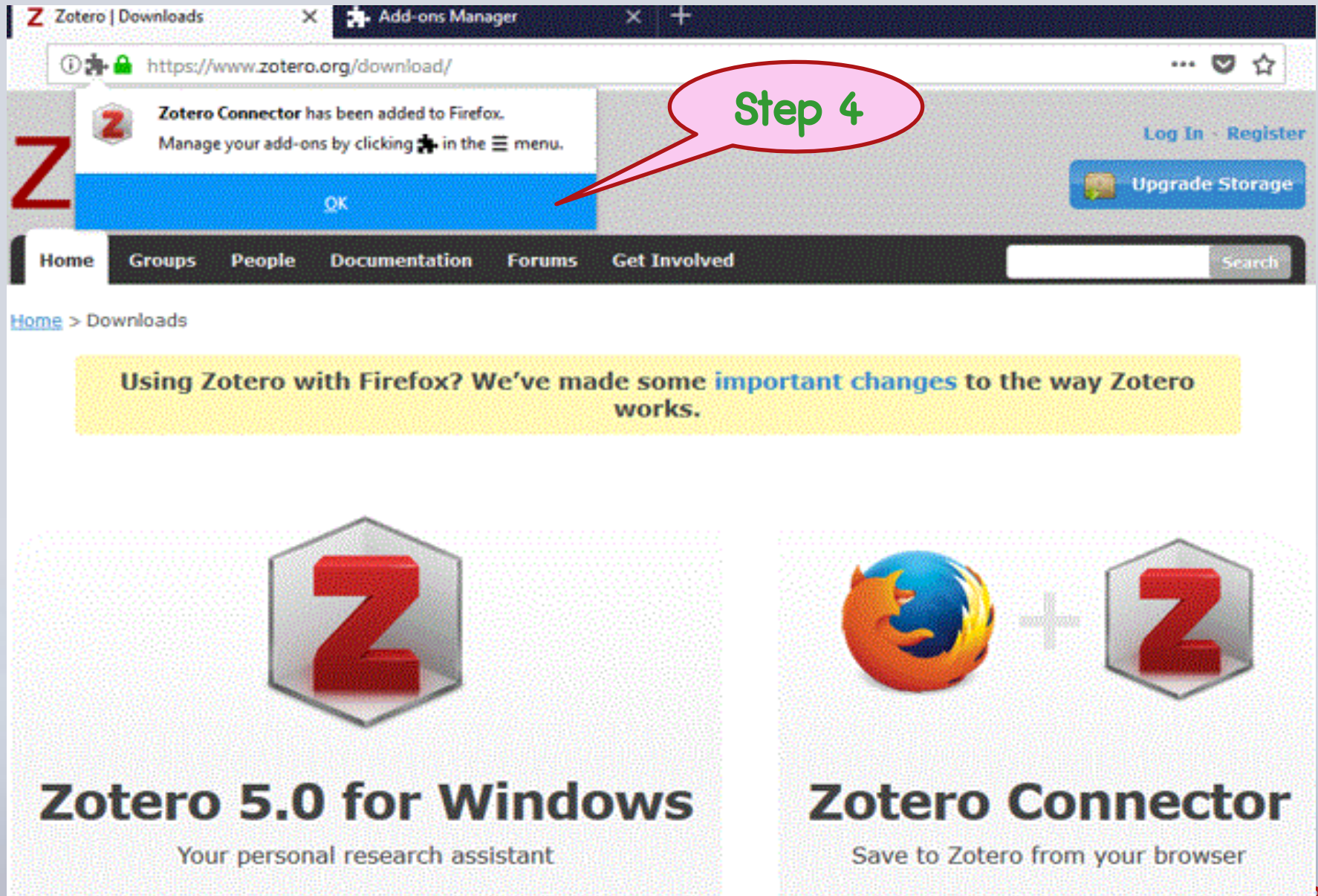
Using Zotero with Firefox? We've made some important changes to the way Zotero works.

**Zotero 5.0 for Windows**  
Your personal research assistant

**Zotero Connector**  
Save to Zotero from your browser



# Installation: Zotero Connector On firefox



The screenshot shows the Zotero website's 'Downloads' page. At the top, a browser window displays the URL 'https://www.zotero.org/download/'. A notification box on the left states 'Zotero Connector has been added to Firefox. Manage your add-ons by clicking [addon icon] in the [hamburger menu] menu.' with an 'OK' button. A pink speech bubble labeled 'Step 4' points to the 'OK' button. The website header includes links for 'Home', 'Groups', 'People', 'Documentation', 'Forums', and 'Get Involved', along with 'Log In' and 'Register' buttons. A yellow banner below the header reads: 'Using Zotero with Firefox? We've made some important changes to the way Zotero works.' The main content area features two large cards. The left card shows the Zotero logo (a red 'Z' in a hexagon) and is titled 'Zotero 5.0 for Windows' with the subtitle 'Your personal research assistant'. The right card shows the Firefox logo followed by a plus sign and the Zotero logo, titled 'Zotero Connector' with the subtitle 'Save to Zotero from your browser'.


Step 4

Using Zotero with Firefox? We've made some important changes to the way Zotero works.

**Zotero 5.0 for Windows**  
Your personal research assistant

**Zotero Connector**  
Save to Zotero from your browser

# Installation: Zotero Connector On firefox Step 5





# Installation: Zotero Connector On google chrome



The screenshot shows the Zotero website's download page. At the top, the Zotero logo is on the left, and 'Log In · Register' and an 'Upgrade Storage' button are on the right. A navigation bar includes links for Home, Groups, People, Documentation, Forums, and Get Involved, along with a search bar. Below the navigation bar, a breadcrumb trail reads 'Home > Downloads'. The main content area is divided into two columns. The left column features a large red 'Z' logo inside a hexagon, followed by the heading 'Zotero 5.0 for Windows' and the subtitle 'Your personal research assistant'. A blue 'Download' button is centered below this. Further down, it lists 'Other platforms' as 'macOS · Linux 32-bit · Linux 64-bit' and includes a link 'Looking for Zotero 4.0?'. The right column features a graphic of the Google Chrome logo plus the Zotero 'Z' logo, with a pink speech bubble containing the text 'Step 1' pointing to the 'Install Chrome Connector' button. Below this, the heading 'Zotero Connector' is followed by the subtitle 'Save to Zotero from your browser'. A paragraph explains that Zotero Connectors automatically sense content as you browse and allow saving it to Zotero with a single click. A link for 'Zotero Connectors for other browsers' is at the bottom of the right column.

zotero

Log In · Register

Upgrade Storage

Home Groups People Documentation Forums Get Involved Search

Home > Downloads



**Zotero 5.0 for Windows**

Your personal research assistant

Download

Other platforms  
macOS · Linux 32-bit · Linux 64-bit

Looking for Zotero 4.0?



**Step 1**

**Zotero Connector**

Save to Zotero from your browser

Install Chrome Connector

Zotero Connectors automatically sense content as you browse the web and allow you to save it to Zotero with a single click.

Zotero Connectors for other browsers

# Installation: Zotero Connector On google chrome

zotero.org/download/

**zotero**

Home Groups People Downloads

Home > Downloads

Log In · Register

Upgrade Storage

Search


**Add "Zotero Connector"?**

★★★★☆ (1749)  
1,365,514 users

It can:  
Read and change all your data on the websites you visit

Open in Web Store   **Add extension**   Cancel


**Step 2**



## Zotero 5.0 for Windows

Your personal research assistant

**Download**




## Zotero Connector

Save to Zotero from your browser

**Install Chrome Connector**



# Installation: Zotero Connector On google chrome



The screenshot shows the Zotero website's download page. The browser's address bar displays `zotero.org/download/`. The page features the Zotero logo, navigation links (Home, Groups, People, Documentation, Forums, Get Involved), and links for 'Log In', 'Register', and 'Upgrade Storage'. A pink callout bubble with the text 'Step 3' points to the download icon in the browser's address bar. The main content area is divided into two columns. The left column is for 'Zotero 5.0 for Windows', described as 'Your personal research assistant', with a 'Download' button and links for 'Other platforms' (macOS, Linux 32-bit, Linux 64-bit). The right column is for 'Zotero Connector', described as 'Save to Zotero from your browser', with an 'Install Chrome Connector' button and a description of how connectors work.


zotero

Log In · Register

Upgrade Storage

Home Groups People Documentation Forums Get Involved Search

Home > Downloads




**Zotero 5.0 for Windows**

Your personal research assistant

Download

Other platforms  
macOS · Linux 32-bit · Linux 64-bit



**Zotero Connector**

Save to Zotero from your browser

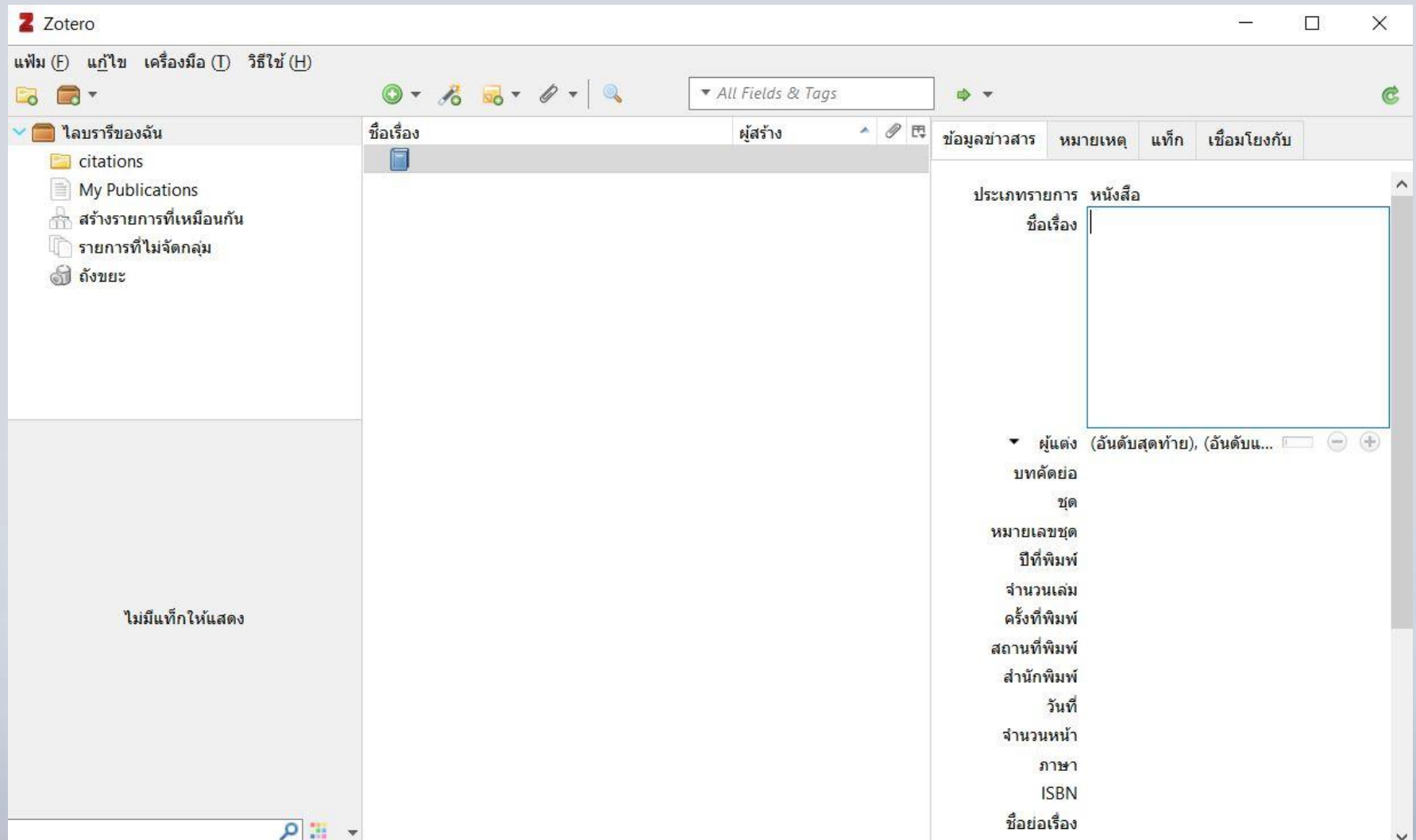
Install Chrome Connector

Zotero Connectors automatically sense content as you browse the web and allow you to save it to Zotero with a single click.

Step 3

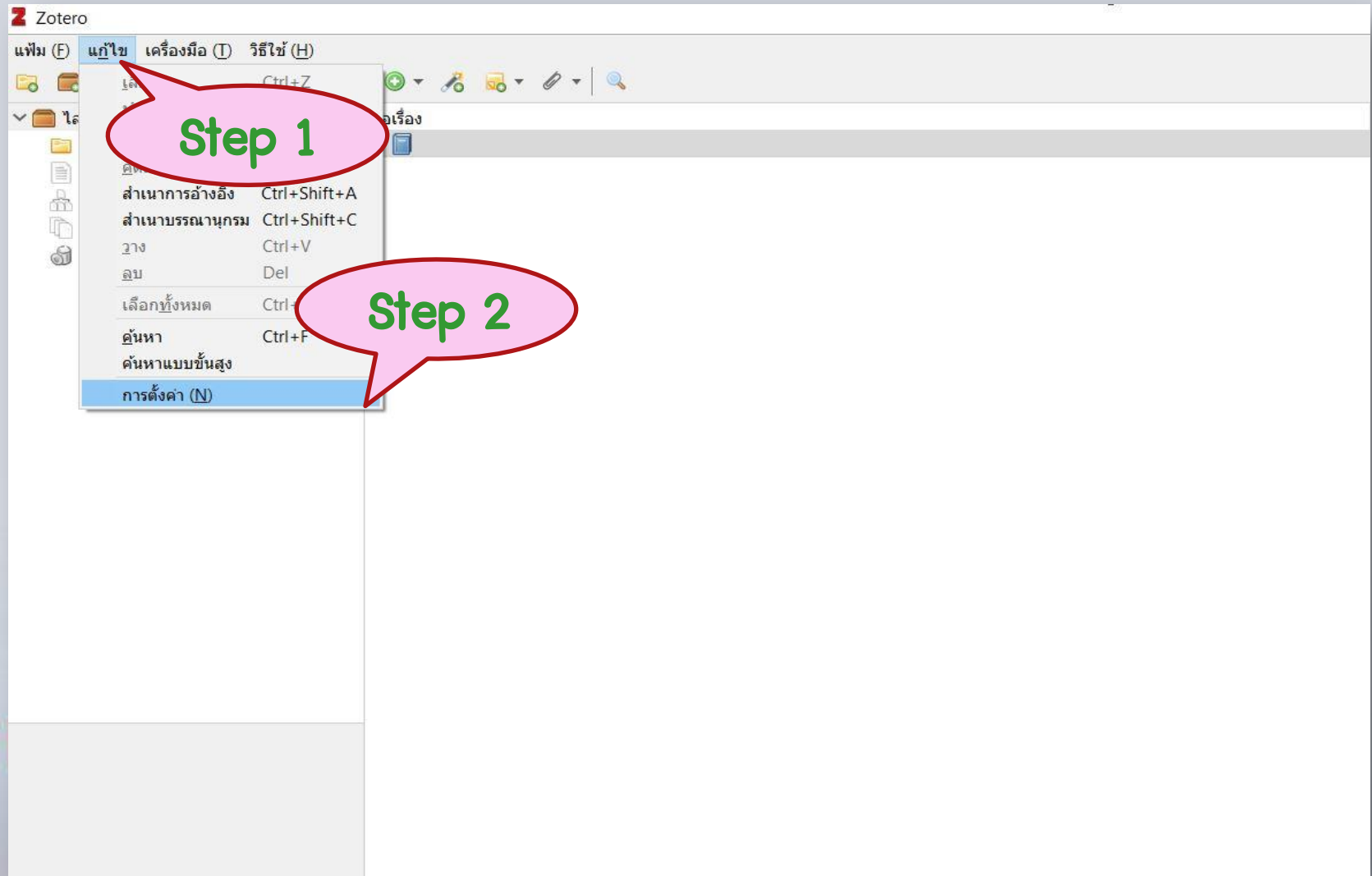
# Running the program

➤ Double Click  On Desktop



# Running the program

➤ Change language >> เลือกเมนูแก้ไข >> การตั้งค่า (N)



# Running the program: Change language

ตั้งค่าฟังก์ชันสำหรับ Zotero

ทั่วไป ประสานข้อมูล ค้นหา ส่งออก อ้างอิง **ขั้นสูง**

ทั่วไป แฟ้มและโฟลเดอร์ Shortcuts Feeds

อื่น ๆ

☒ Automatically check for updates อัปเดตเดี๋ยวนี้

☒ รายงานตัวช่วยแปลเว็บไซต์ที่ใช้

Language: ไทย

Automatic

عربي

Български

Català

org/registry/gateway

Čeština

Dansk

Deutsch

English

Español

Eesti keel

فارسی

suomi

Français

Galego

magyar

ต้องการการเริ่มใหม่

Zotero ต้องเริ่มใหม่ เพื่อให้การเปลี่ยนแปลงมีผล


เริ่มใหม่เดี๋ยวนี้ เริ่มใหม่ทีหลัง

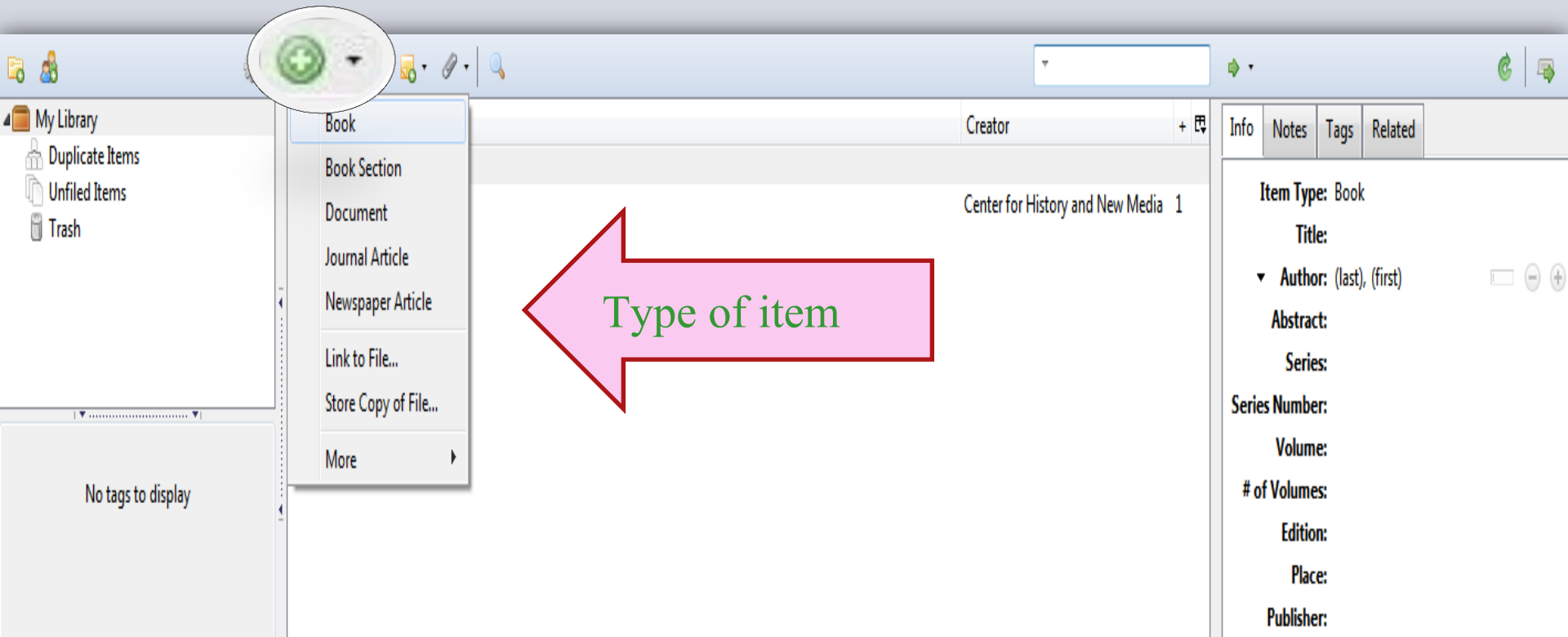
OK Cancel Help



# Adding items

## 1. manually adding items

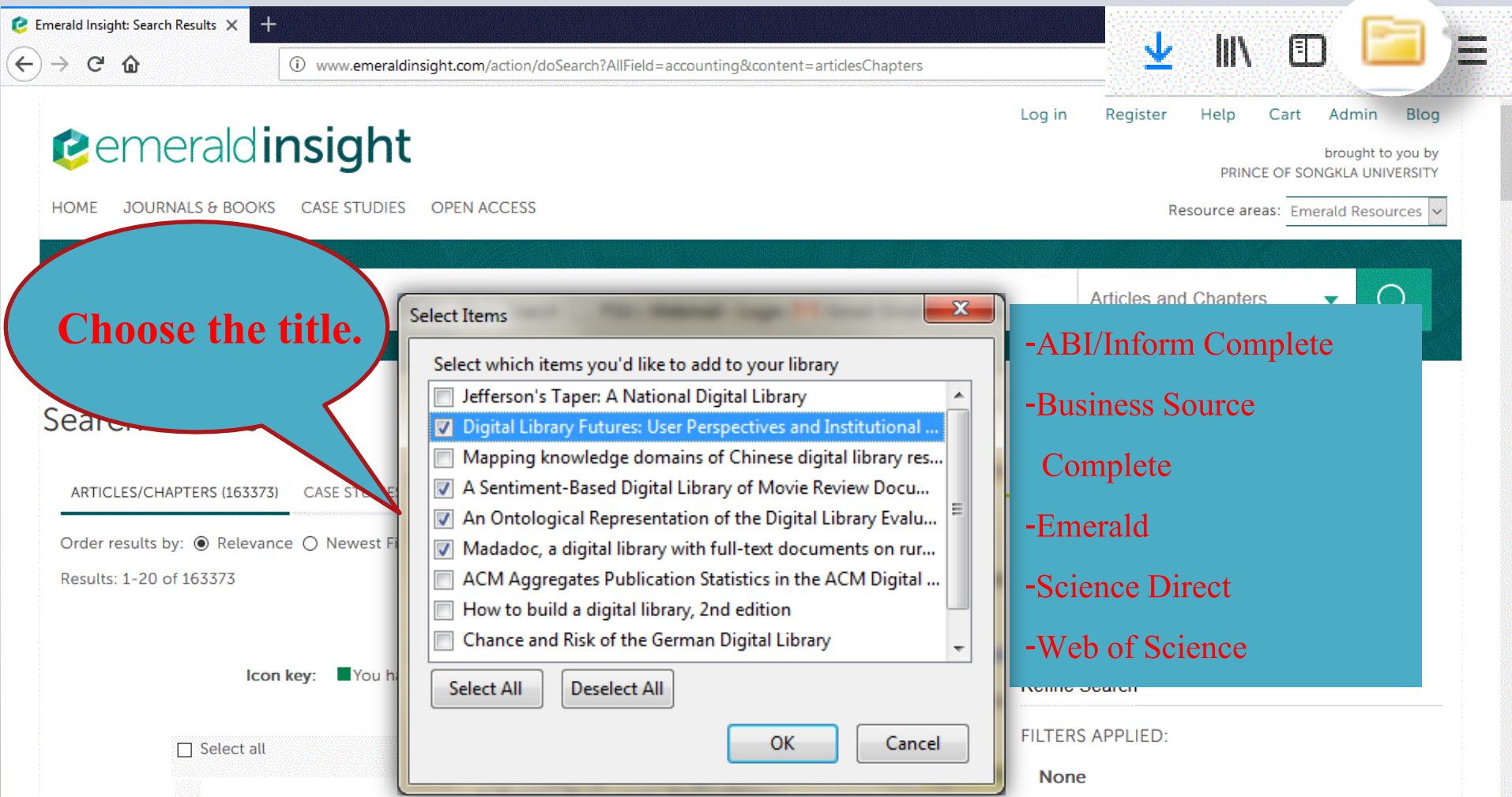
- Click on the plus button  and select the type of item you want to create



# Adding items (cont.)

## 2. Direct export from databases

- Searching from E-databases and a folder will appear on address bar



The screenshot shows the Emerald Insight website interface. The address bar displays the URL: `www.emeraldinsight.com/action/doSearch?AllField=accounting&content=articlesChapters`. A red arrow points to a folder icon in the top right navigation bar. The main content area shows search results for 'ARTICLES/CHAPTERS (163373)'. A 'Select Items' dialog box is open, allowing users to select items to add to their library. The dialog box contains a list of items with checkboxes. A blue speech bubble points to the first item in the list, 'Jefferson's Taper: A National Digital Library', with the text 'Choose the title.'.

**Choose the title.**

**Select Items**

Select which items you'd like to add to your library

- ☐ Jefferson's Taper: A National Digital Library
- ☒ Digital Library Futures: User Perspectives and Institutional ...
- ☐ Mapping knowledge domains of Chinese digital library res...
- ☒ A Sentiment-Based Digital Library of Movie Review Docu...
- ☒ An Ontological Representation of the Digital Library Evalu...
- ☒ Madadoc, a digital library with full-text documents on rur...
- ☐ ACM Aggregates Publication Statistics in the ACM Digital ...
- ☐ How to build a digital library, 2nd edition
- ☐ Chance and Risk of the German Digital Library

Select All Deselect All

OK Cancel

**Articles and Chapters**

- ABI/Inform Complete
- Business Source Complete
- Emerald
- Science Direct
- Web of Science

Order results by: ☒ Relevance ☐ Newest First


Results: 1-20 of 163373

Icon key: ☒ You have selected



Filters Applied: None

# Adding items (cont.)

## 3. Create New Item from Current page

- For information from webpage
- Look for the webpage you want to
- Click on the icon  (Create New Item from Current page)

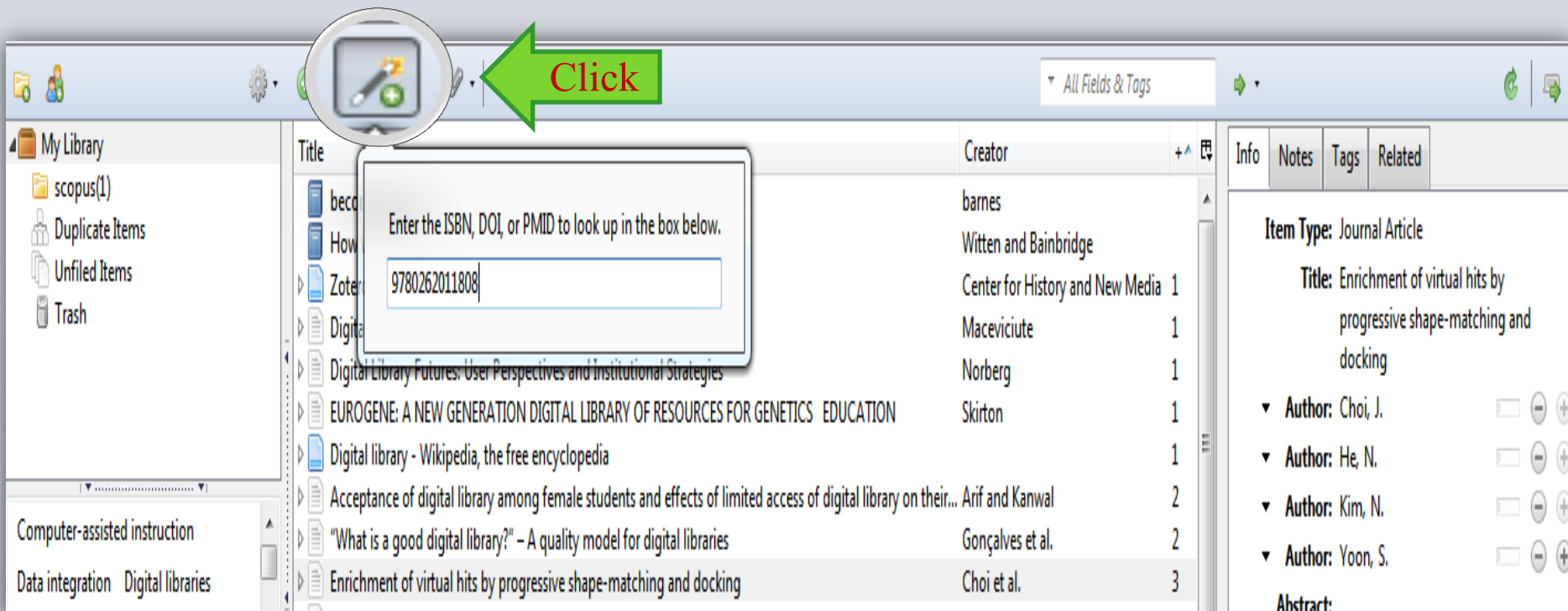
Click



# Adding items (cont.)

## 4. Add Item by Identifier

- Click on the icon  insert ISBN, DOI OR PMID



Click

Enter the ISBN, DOI, or PMID to look up in the box below.

9780262011808

Title	Creator	
beco	barnes	
How	Witten and Bainbridge	
Zote	Center for History and New Media	1
Digi	Maceviciute	1
Digital Library Futures: User Perspectives and Institutional Strategies	Norberg	1
EUROGENE: A NEW GENERATION DIGITAL LIBRARY OF RESOURCES FOR GENETICS EDUCATION	Skirton	1
Digital library - Wikipedia, the free encyclopedia		1
Acceptance of digital library among female students and effects of limited access of digital library on their...	Arif and Kanwal	2
"What is a good digital library?" - A quality model for digital libraries	Gonçalves et al.	2
Enrichment of virtual hits by progressive shape-matching and docking	Choi et al.	3

Info Notes Tags Related

Item Type: Journal Article

Title: Enrichment of virtual hits by progressive shape-matching and docking

▼ Author: Choi, J.  - +

▼ Author: He, N.  - +

▼ Author: Kim, N.  - +

▼ Author: Yoon, S.  - +

Abstract:



# Adding items (cont.)

## 5. Import from e-database when can't Direct export from databases

Analyze search results Step 2 Show all abstracts Sort on: Date (newest)

☐ All Step 1 ☒ RIS export Download View citation overview View cited by Add to List ... Print Email PDF

	Document title	Authors	Year	Source	Cited by
<input checked="" type="checkbox"/>	Repetitive negative thinking and suicide: a burgeoning ...ed for further exploration	Law, K.C., Tucker, R.P.	2018	Current Opinion in Psychology 22, pp. 68-72	0
	<a href="#">View abstract</a> <a href="#">View at Publisher</a> <a href="#">Related documents</a>				
<input checked="" type="checkbox"/>	Kinetics of CO <sub>2</sub> methanation on a Ru-based catalyst at process conditions relevant for Power-to-Gas applications	Falbo, L., Martinelli, M., Visconti, C.G., (...), Bassano, C., Deiana, P.	2018	Applied Catalysis B: Environmental 225, pp. 354-363	0
	<a href="#">View abstract</a> <a href="#">View at Publisher</a> <a href="#">Related documents</a>				
<input type="checkbox"/> 3	Assessment of power grid vulnerabilities accounting for stochastic loads and model imprecision	Rocchetta, R., Patelli, E.	2018	International Journal of Electrical Power and Energy Systems 98, pp. 219-232	0
	<a href="#">View abstract</a> <a href="#">View at Publisher</a> <a href="#">Related documents</a>				

# Adding items (cont.)

## 5. Import from e-database



Export document settings ?

X

You have chosen to export 2 documents

Step 3

Select your method of export

- ☐  MENDELEY ☐  RefWorks ☒ RIS Format ☐ CSV ☐ BibTeX ☐ Plain Text
- EndNote, Reference Manager* *Excel* *ASCII in HTML*

What information do you want to export?

- |  |   |  |  |  |
|--|---|--|--|--|
| <input checked="" type="checkbox"/> Citation information   | <input type="checkbox"/> Bibliographical information    | <input type="checkbox"/> Abstract & keywords | <input type="checkbox"/> Funding details | <input type="checkbox"/> Other information             |
| <input checked="" type="checkbox"/> Author(s)              | <input type="checkbox"/> Affiliations                   | <input type="checkbox"/> Abstract            | <input type="checkbox"/> Number          | <input type="checkbox"/> Tradenames & manufacturers    |
| <input checked="" type="checkbox"/> Document title         | <input type="checkbox"/> Serial identifiers (e.g. ISSN) | <input type="checkbox"/> Author keywords     | <input type="checkbox"/> Acronym         | <input type="checkbox"/> Accession numbers & chemicals |
| <input checked="" type="checkbox"/> Year                   | <input type="checkbox"/> PubMed ID                      | <input type="checkbox"/> Index keywords      | <input type="checkbox"/> Sponsor         | <input type="checkbox"/> Conference information        |
| <input checked="" type="checkbox"/> Source title           | <input type="checkbox"/> Publisher                      |  | <input type="checkbox"/> Funding text    | <input type="checkbox"/> <b>Include references</b>     |
| <input checked="" type="checkbox"/> volume, issue, pages   | <input type="checkbox"/> Editor(s)                      |  |  |  |
| <input checked="" type="checkbox"/> Citation count         | <input type="checkbox"/> Language of original document  |  |  |  |
| <input checked="" type="checkbox"/> Source & document type | <input type="checkbox"/> Correspondence address         |  |  |  |
| <input checked="" type="checkbox"/> DOI                    | <input type="checkbox"/> Abbreviated source title       |  |  |  |

Step 4

Cancel

Export

# Adding items (cont.)

## 5. Import from e-database

more details.

Step 5

Opening scopus.ris

You have chosen to open:

**scopus.ris**  
which is: Research Document  
from: https://www...

What should Firefox do with this file?

☒ Open with Zotero (default)

☐ Save File

☐ Do this automatically for files like this from now on.

OK Cancel

abstracts Sort on: Date (newest)

ed by Add to List ...

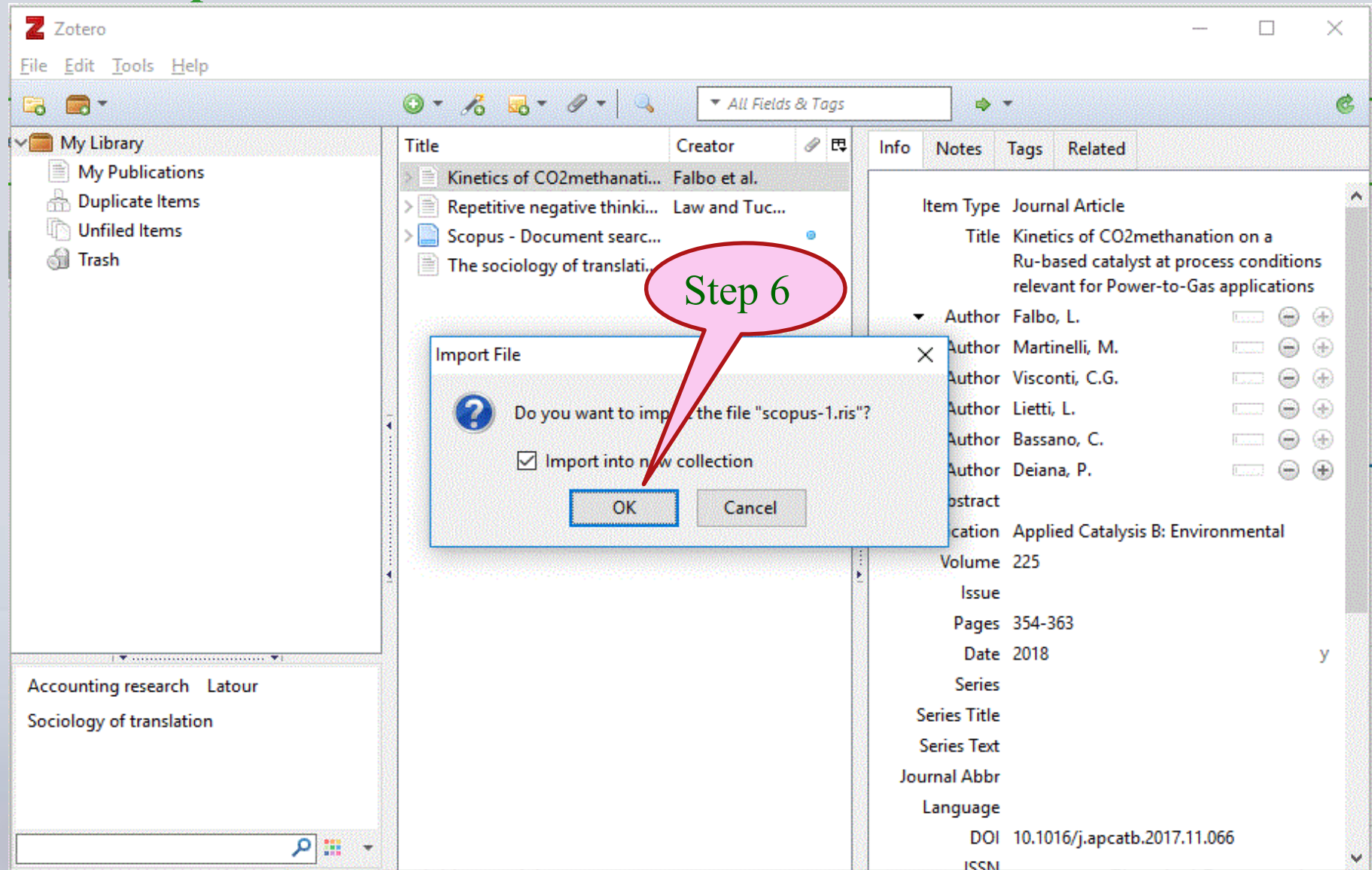
		Year	Source	Cited by
1	Rep liter			
2	Kinetics of CO <sub>2</sub> methanation on a Ru-based catalyst at process conditions relevant for Power-to-Gas applications	2018	Applied Catalysis B: Environmental 225, pp. 354-363	0
3	Assessment of power grid vulnerabilities accounting for stochastic loads and model imprecision	2018	International Journal of Electrical Power and Energy Systems 98, pp. 219-232	0

View abstract View at Publisher Related documents

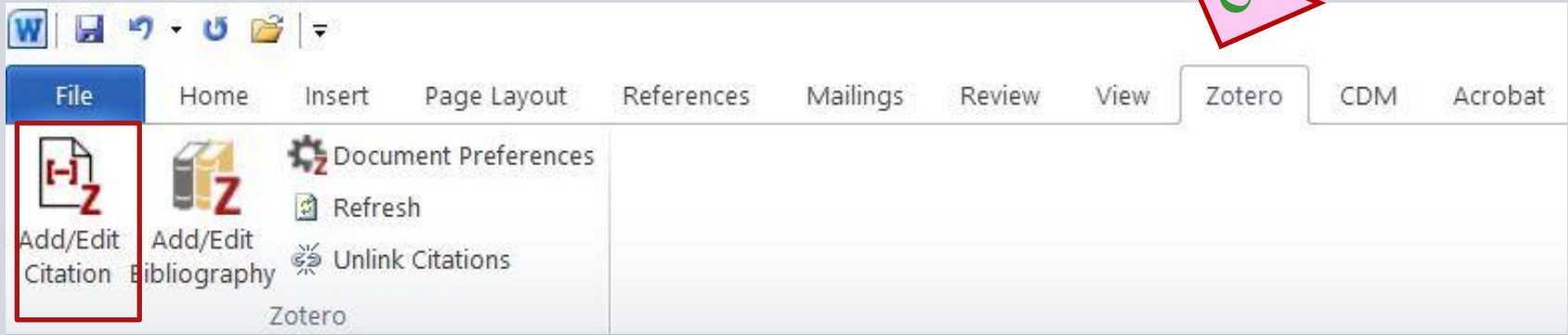


# Adding items (cont.)

## 5. Import from e-database

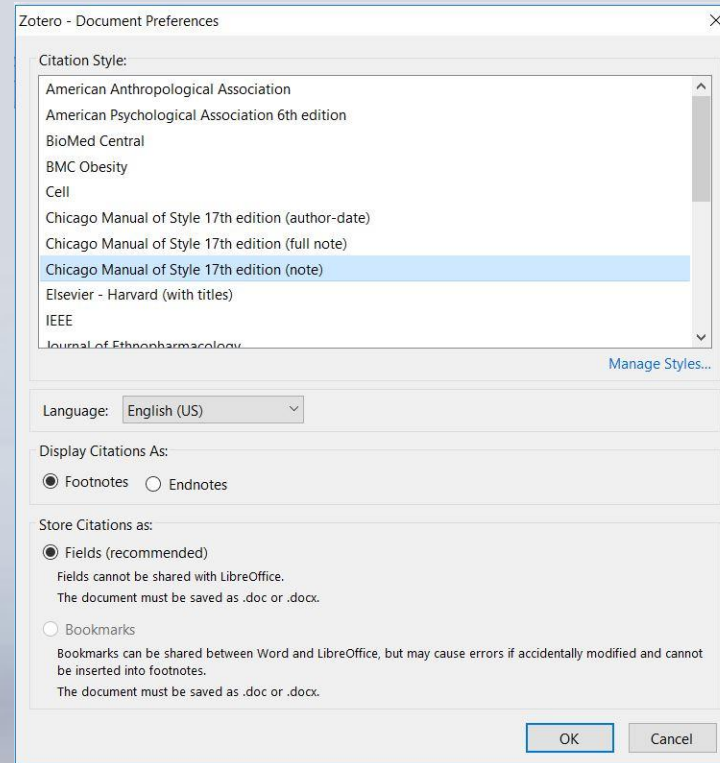



# Creating in-text citation



➤ From Microsoft word **Click icon** Add/Edit Citation

➤ Choose Citation Style



# Creating in-text citation



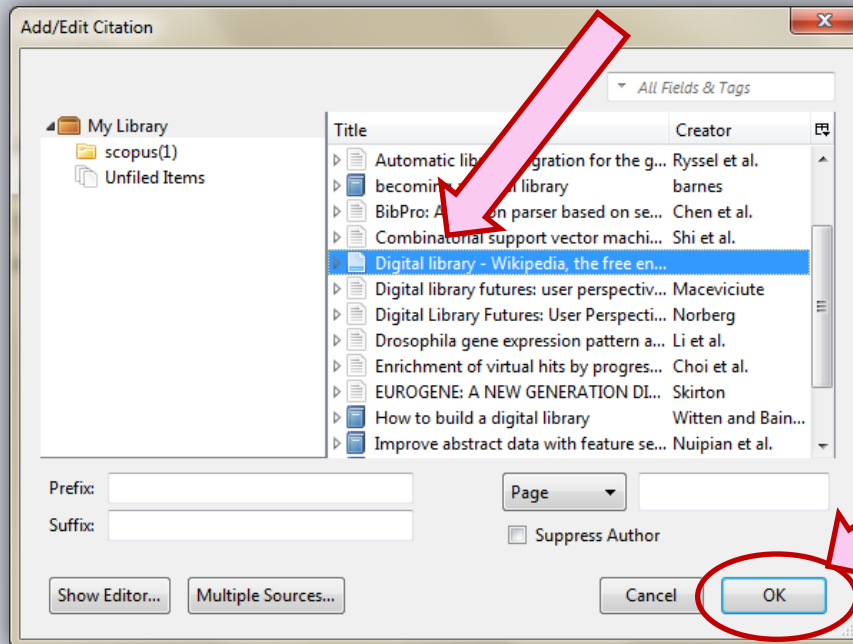
➤ Click **Z** Choose Classic View






# Creating in-text citation

- Choose the bibliography



Click OK

➤ Result



## Digital Library

A **digital library** is a library in which collections are stored in digital formats as opposed to print, microform, or other media and accessible (Norberg 2011) by computers. The digital content may be stored locally, or accessed remotely via computer networks. A digital library is a type of information retrieval system

# ➤ Insert Bibliography

➤ choose item for **Create bibliography**

➤ click right and select **Create bibliography from selected items**

The screenshot displays the Zotero application window. On the left, the 'My Library' sidebar shows a collection named 'scopus(1)' and options for 'Duplicate Items', 'Unfiled Items', and 'Trash'. Below this, a list of tags is visible, including 'Computer-assisted instruction', 'Data integration', 'Digital libraries', 'Digital library', 'Drosophila', 'E-Learning', 'Evaluation', 'Feature selection', and 'Gene expression pattern'. The main pane shows a table of items with columns for 'Title' and 'Creator'. A right-click context menu is open over the selected items, with the option 'Create Bibliography from Selected Items...' highlighted by a red circle. Other menu options include 'View PDF', 'View Online', 'View Snapshot', 'View File', 'Open in External Viewer', 'Show File', 'Delete Selected Items from Library...', 'Merge Items...', 'Export Selected Items...', and 'Generate Report from Selected Items...'.

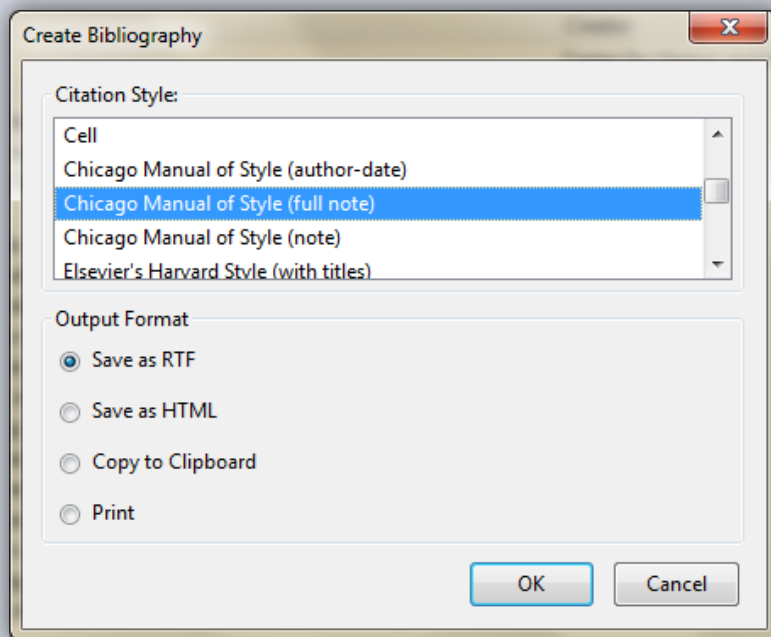
Title	Creator
Zotero Quick Start Guide	Center for History and New Media
▶ becoming a digital library	barnes
▶ Digital library futures: user perspective and institutional strategies	Maceviciute
▶ Digital Library Futures: User Perspectives and Institutional Strategies	Norberg
▶ EUROGENE: A NEW GENERATION DIGITAL LIBRARY OF RESOURCES FOR GENETICS EDUCATION	Skirton
▶ How to build a digital library	Witten and Bainbridge
▶ Digital library - Wikipedia, the free encyclopedia	
▶ Acceptance of digital library among female students and effects of limited access of digit	
▶ "What is a good digital library?" – A quality model for digital libraries	
▶ Enrichment of virtual hits by progressive shape-matching and docking	
▶ A new 3D visualization Java framework based on physics principles	
▶ Automatic library migration for the generation of hardware-in-the-loop models	
▶ On the feasibility of using conceptual modeling constructs for the design and analysis of	
▶ Combinatorial support vector machines approach for virtual screening of selective multi-	
▶ Towards a conceptual framework for user-driven semantic metadata interoperability in di	
▶ Integrated learning courses and library resources with personal knowledge map	
▶ Improve abstract data with feature selection for classification techniques	
▶ BibPro: A citation parser based on sequence alignment	
▶ Drosophila gene expression pattern annotation through multi-instance multi-label learn	



# Insert Bibliography



## Select Citation Style



## Bibliography

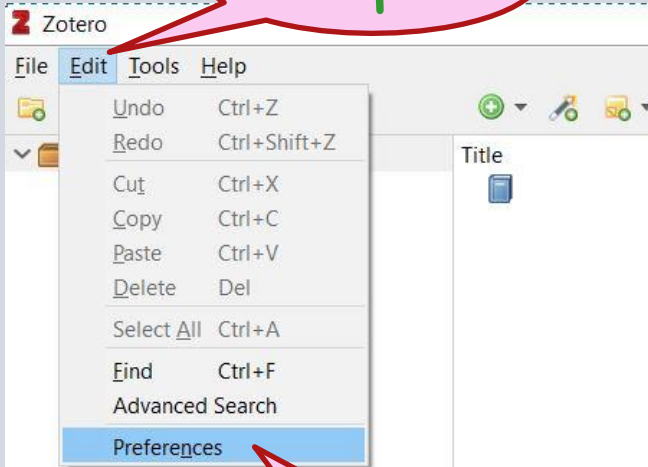
### Bibliography

- Alemu, G. B. Stevens, and P. Ross. "Towards a Conceptual Framework for User-driven Semantic Metadata Interoperability in Digital Libraries: A Social Constructivist Approach." *New Library World* 113, no. 1 (2012): 38–54.
- Arif, Muhammad, and Saima Kanwal. "Acceptance of Digital Library Among Female Students and Effects of Limited Access of Digital Library on Their Performance in Research Work: A Case of International Islamic University." *The International Information & Library Review* 41, no. 3 (September 2009): 122–128.
- barnes, susan j. *Becoming a Digital Library*. london: crc press, 2004.
- Chen, C.-C., K.-H. Yang, C.-L. Chen, and J.-M. Ho. "BibPro: A Citation Parser Based on Sequence Alignment." *IEEE Transactions on Knowledge and Data Engineering* 24, no. 2 (2012): 236–250.
- Choi, J., N. He, N. Kim, and S. Yoon. "Enrichment of Virtual Hits by Progressive Shape-matching and Docking." *Journal of Molecular Graphics and Modelling* 32 (2012): 82–88.
- "Digital Library - Wikipedia, the Free Encyclopedia" n.d.  
[http://en.wikipedia.org/wiki/Digital\\_library](http://en.wikipedia.org/wiki/Digital_library).
- Goncalves, Marcos André, Bárbara L. Moreira, Edward A. Fox, and Layne T. Watson. "What Is a Good Digital Library? – A Quality Model for Digital Libraries." *Information Processing & Management* 43, no. 5 (September 2007): 1416–1437.
- Jara, C.A., F. Esquembre, W. Christian, F.A. Candelas, F. Torres, and S. Dormido. "A New 3D Visualization Java Framework Based on Physics Principles." *Computer Physics Communications* 183, no. 2 (2012): 231–244.

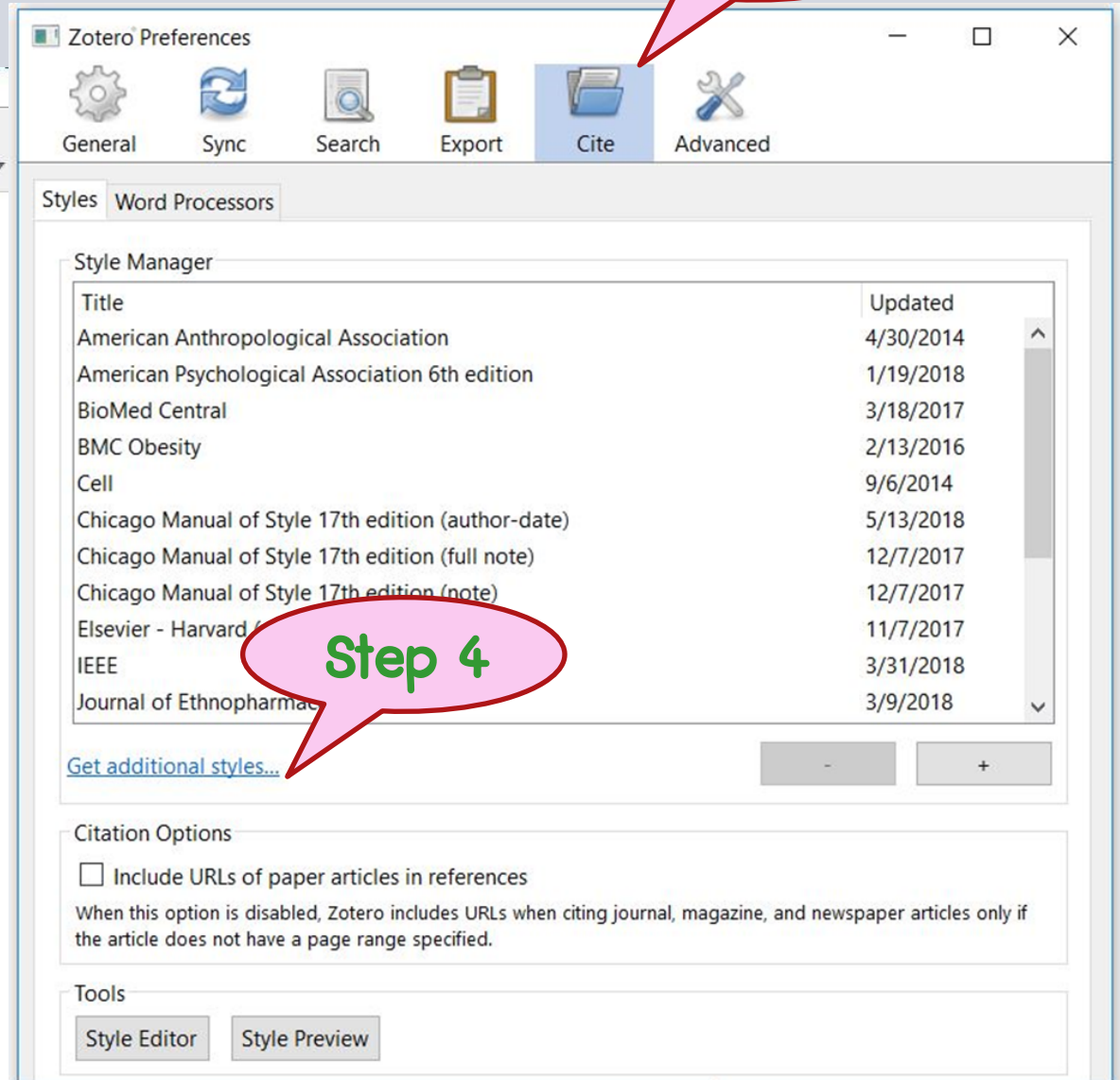


# Add Citation Style

Step 1



Step 2



Step 3

Step 4

# Add Citation Style

**Zotero Style Repository**

File Edit

---

## Style Search

Title Search

☐ Show only unique styles

**Format:**

authorauthor-datelabelnotenumeric

**Fields:**

anthropologyastronomybiologybotanychemistrycommunicationsengineeringgeneric-basegeographygeologyhistoryhumanitieslawlinguisticsliteraturemathmedicinephilosophyphysicspolitical\_sciencepsychologyscience  
social\_science  
sociologytheologyzoology

9079 styles found:

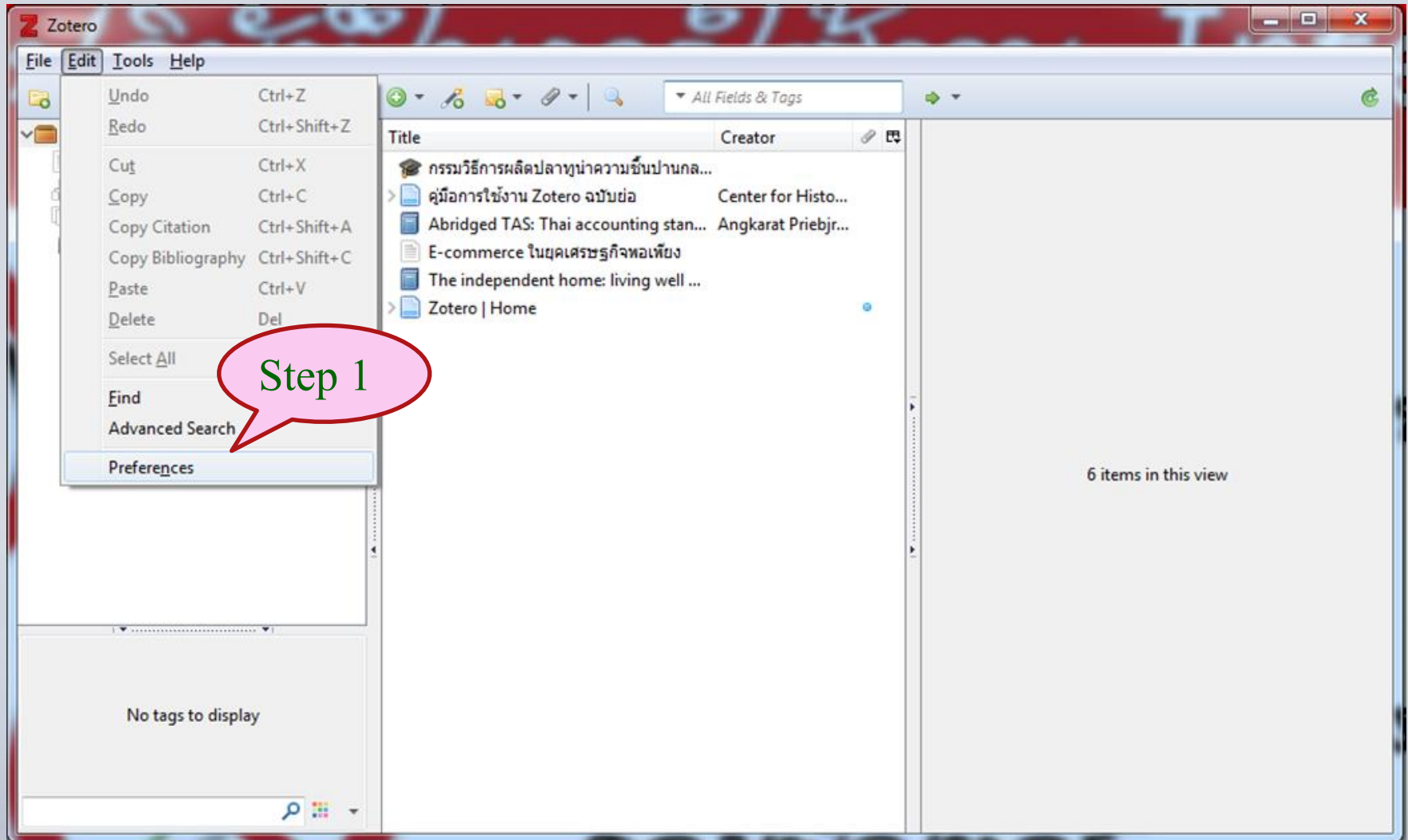
- [3 Biotech](#) (2014-05-18 01:40:32)
- [3D Printing in Medicine](#) (2016-02-13 20:40:33)
- [3D Research](#) (2015-04-21 12:08:45)
- [3D-Printed Materials and Systems](#) (2015-04-21 12:08:45)
- [4OR](#) (2014-05-18 01:40:32)
- [AAPG Bulletin](#) (2013-03-29 23:50:45)
- [AAPS Open](#) (2016-02-13 20:40:33)
- [AAPS PharmSciTech](#) (2014-05-18 01:40:32)

**Step 5**

**Select Citation Style**

# Back up Data

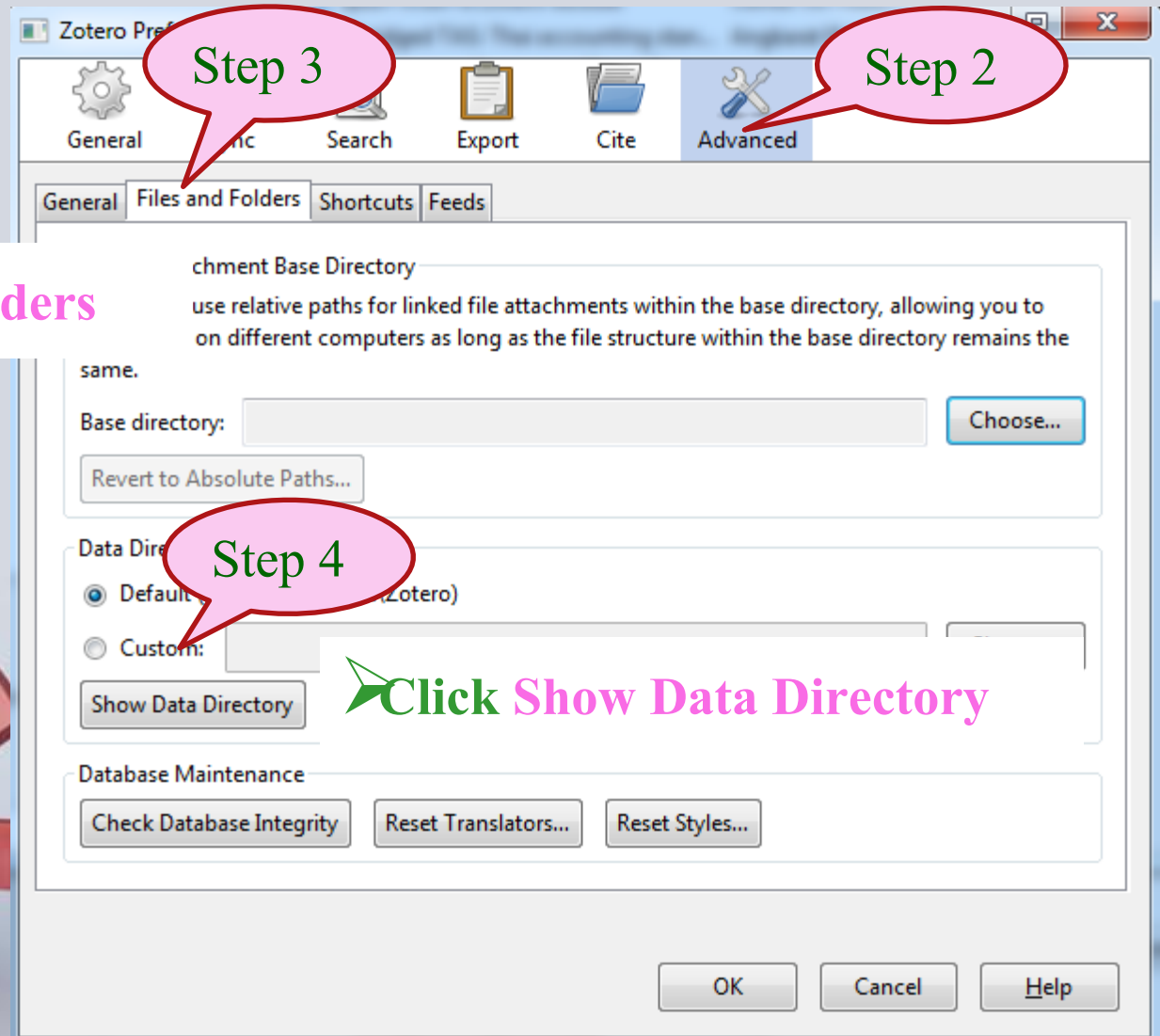
➤ Click Edit And select **Preferences**





# Back up Data (cont.)

➤ Select Advanced



➤ Click File and Folders

➤ Click Show Data Directory



มีข้อสงสัยใด ๆ โปรดสอบถามบรรณารักษ์  
บริการตอบคำถาม โทร 2352 หรือบริการ  
ตอบคำถามออนไลน์ (Ask a librarian) หรือ  
Chat กับบรรณารักษ์ทาง MSN/Facebook

